

Eight custom buttons with tri-color LED indicators show active, incoming, and can hold calls. They can also be configured to perform other functions.

Display area

Main Display

Monitored Extension

Unheard voice messages

Monitored extension

Monitored extension and DND

Work List

Loaded out of Workaround

Call handling mode

Call handling mode

Image

Custom call-handling mode

Monitored extension in a connected call and call answered locally

Call Appearance

On Hook, Dialing

Meaning Call

Connected Call

Urgent

On Hold Locally

On Hold Remotely

Speed Dial Extension

Call is being recorded

Wireless mode is active

Message with return receipt

Private message

Broadcast message

Broadcast message with return receipt

Private broadcast message with return receipt

Private message with return receipt

functions displayed

Navigation key pad and selector button

Navigation key pad and selector button

Let you select options in the interface.

Navigation keys

Volume, Directory, History, Transfer, Conference, Hold

Mute, Speaker, and Headset buttons illuminate when functions are active.

GUIDE TO LEDS

Your ShoreTel 485g IP phone provides color cues to help you determine call appearance status:

● **Steady Green:** Phone is in use (dialing or off hook)

● **Flashing Green:** Ring call

● **Flashing Red:** Extension is in use by another party but you can join the call

● **Steady Red:** Monitored extension is in use by other party (applies to BCA and Extension Monitor)

Available

Monitored extension in use by another party

Call is being recorded


Call is being recorded

On a Call


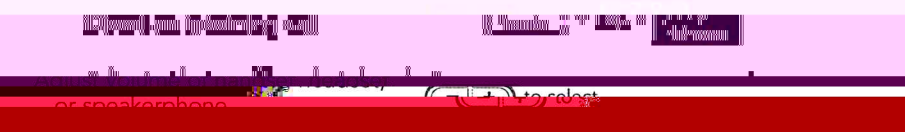
Place Calls



Make a conference call



Answer Calls



Check visual voicemail



Using Phone Interface



Using Voicemail System



Reboot your phone

