

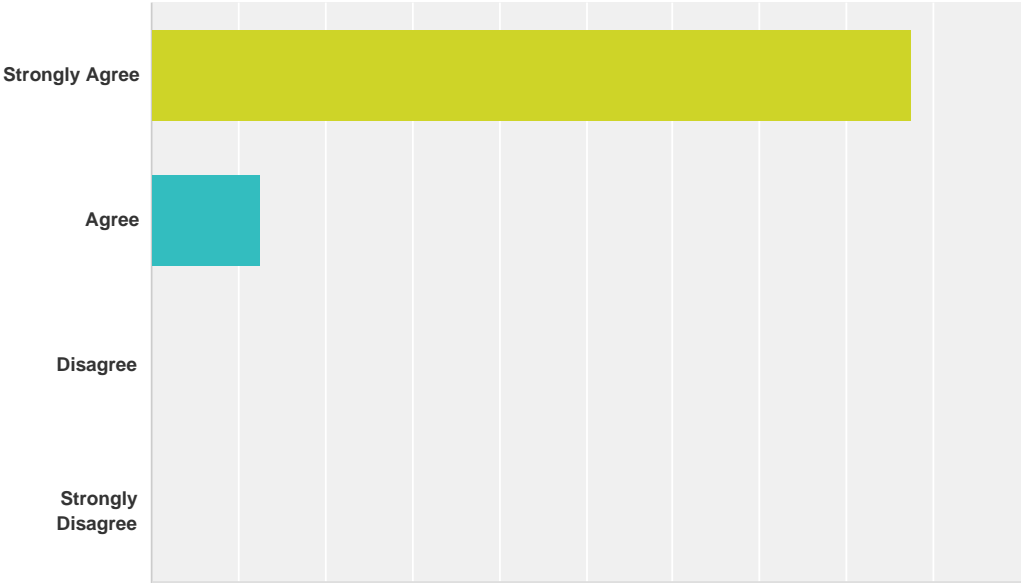
# Q1 Employment classification

Answered: 9 Skipped: 0

	66.67%
	11.11%
	22.22%
	0.00%
<b>Total</b>	

**Q2 Agendas, minutes, and supporting materials were provided prior to the council meetings.**

Answered: 8 Skipped: 1



Answer Choices	Responses
	87.50%
	12.50%
	0.00%
	0.00%
<b>Total</b>	<b>8</b>

#	Comment	Date

### Q3 The outcomes of each council meeting were clear from the agenda and materials.

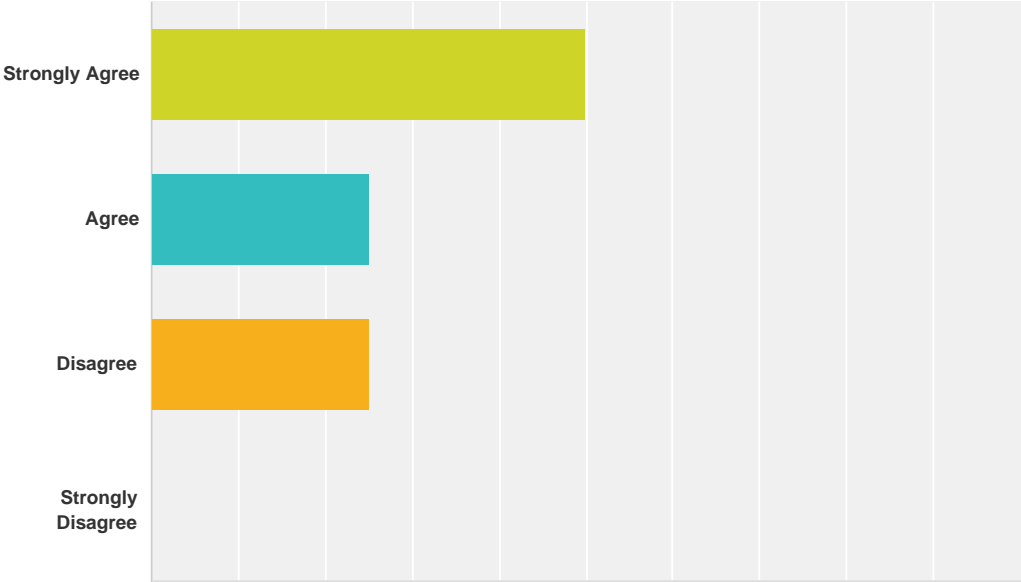
Answered: 8 Skipped: 1

	62.50%
	25.00%
	0.00%
	12.50%
<b>Total</b>	<b>8</b>

#	Comment	Date

### Q4 Council discussions were relevant to the agenda items.

Answered: 8 Skipped: 1

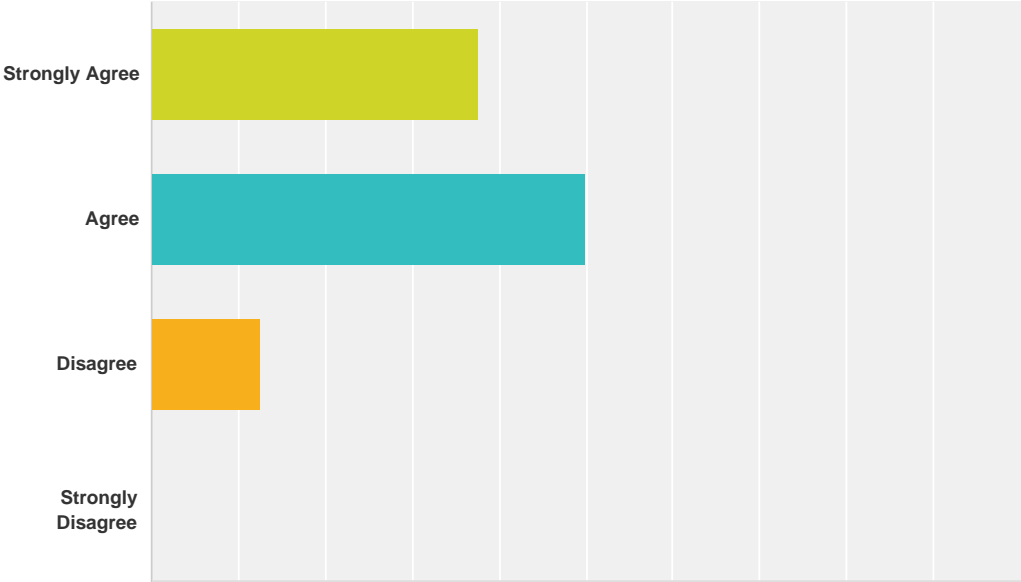


Answer Choices	Responses
	50.00%
	25.00%
	25.00%
	0.00%
<b>Total</b>	<b>8</b>

#	Comment	Date

### Q5 Meetings were conducted in a constructive, timely, and efficient manner.

Answered: 8 Skipped: 1

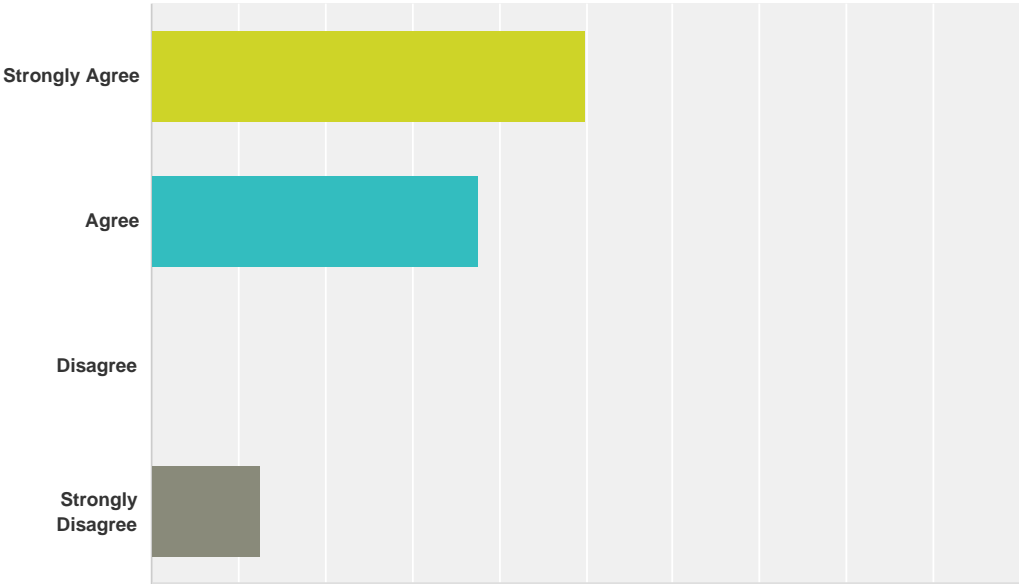


Answer Choices	Responses
	37.50%
	50.00%
	12.50%
	0.00%
<b>Total</b>	<b>8</b>

#	Comment	Date

**Q6 Follow-up action items and persons responsible were clearly articulated.**

Answered: 8 Skipped: 1



Answer Choices	Responses
	50.00%
	37.50%
	0.00%
	12.50%
<b>Total</b>	<b>8</b>

#	Comment	Date

## Q7 Council chair/co-chairs was/were effective in managing meetings.

Answered: 8 Skipped: 1

	37.50%
	50.00%
	12.50%
	0.00%
<b>Total</b>	<b>8</b>

#	Comment	Date

## Q8 Training related to governance activities and participation was effective.

Answered: 6 Skipped: 3

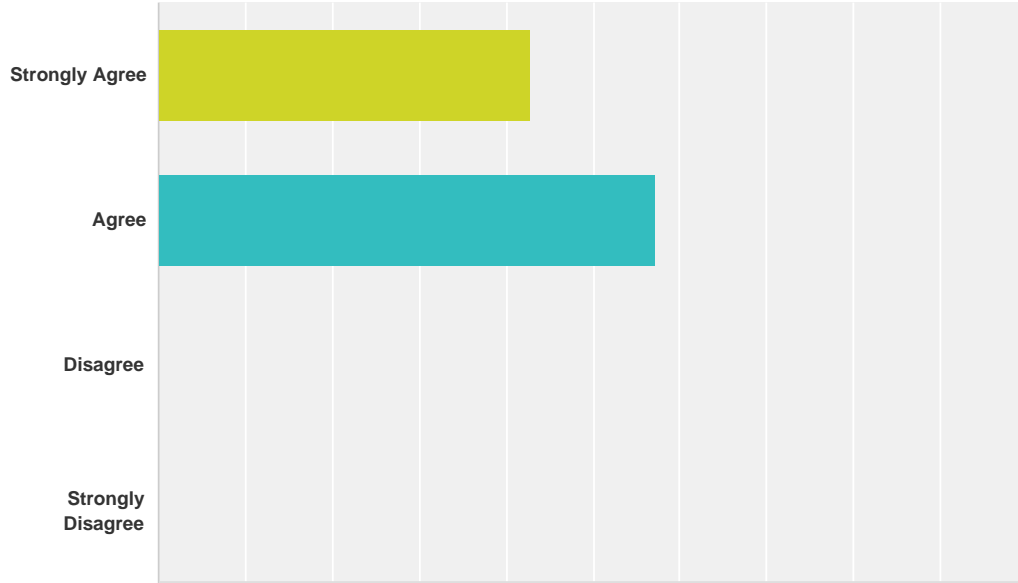
	0.00%
	83.33%
	16.67%
	0.00%
<b>Total</b>	<b>6</b>

#	Comment	Date



### Q9 Council members had appropriate information to make informed recommendations.

Answered: 7 Skipped: 2

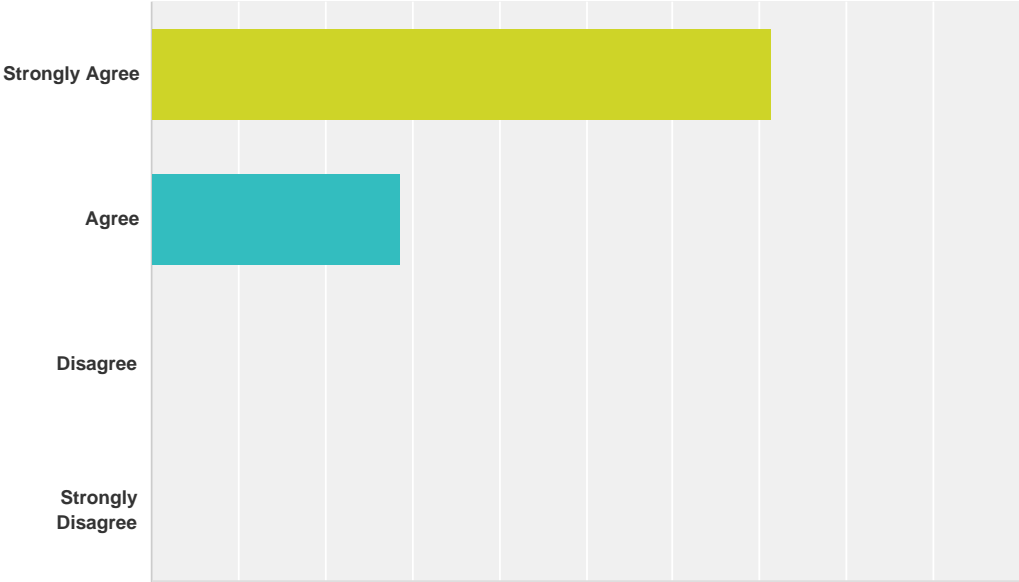


Answer Choices	Responses
	42.86%
	57.14%
	0.00%
	0.00%
<b>Total</b>	<b>7</b>

#	Comment	Date

**Q10 Discussion and recommendations were data driven and supported by evidence.**

Answered: 7 Skipped: 2



Answer Choices	Responses
	71.43%
	28.57%
	0.00%
	0.00%
<b>Total</b>	<b>7</b>

#	Comment	Date

# Q11 Council members attended regularly.

Answered: 7 Skipped: 2

	42.86%
	42.86%
	14.29%
	0.00%
<b>Total</b>	<b>7</b>

#	Comment	Date

	42.86%
	42.86%
	14.29%


**Q13 Decisions and recommendations were made only after adequate discussion and review.**

Answered: 7 Skipped: 2

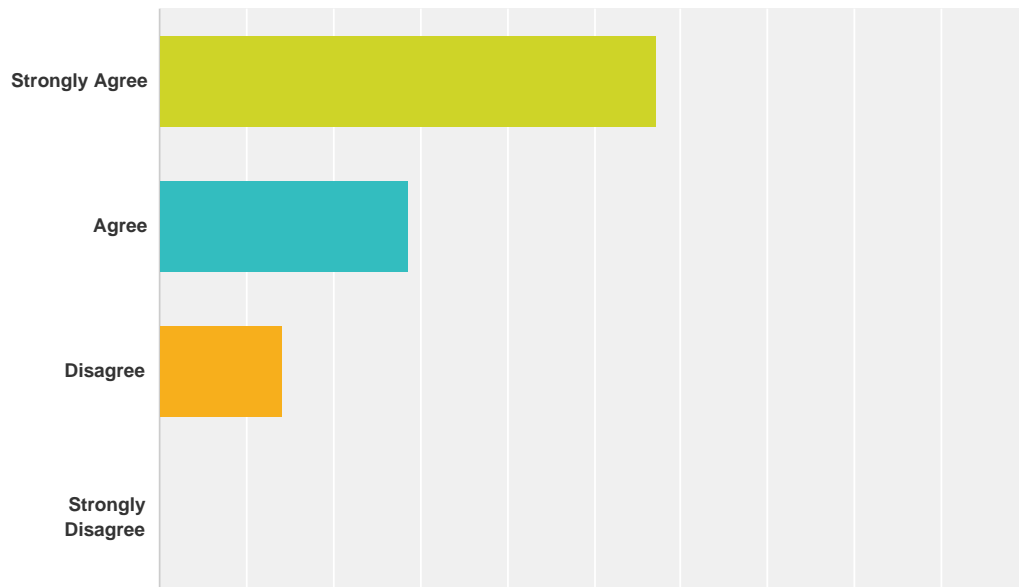
	42.86%
	42.86%
	14.29%
	0.00%
<b>Total</b>	<b>7</b>

#	Comment	Date



## Q15 Different opinions and values were represented.

Answered: 7 Skipped: 2



	57.14%
	28.57%
	14.29%
	0.00%
<b>Total</b>	<b>7</b>

#	Comment	Date

	57.14%





## Q17 I unde

	28.57%
	57.14%
	14.29%
	0.00%


## Q18 The council worked effectively towards fulfilling its purpose and responsibilities.

Answered: 7 Skipped: 2



	42.86%
	42.86%
	0.00%
	14.29%
<b>Total</b>	<b>7</b>

#	Comment	Date

## Q19 Overall, I am satisfied with the effectiveness of the Council.

Answered: 7 Skipped: 2

	42.86%
	42.86%
	0.00%
	14.29%
<b>Total</b>	<b>7</b>

#	Comments	7

**Q20 Use the space below to provide any written comments about what you believe is effective about the Council.**

Answered: 0 Skipped: 9

#	Responses	Date

**Q21 Use the space below to provide recommendations for improving the effectiveness of the Council.**

Answered: 1 Skipped: 8

#	Responses	Date