

IN DCI IN IAIN

AA IN EGI ALA AA ALA

AA IC I IA AA ALA

MM INCA I IN E EEI 4 02

AA ALA AE
IN CM EI ANAGEMEIN AE

INCL I IN IAIN

2E E F 4E CHNICAL I ANCE

0 E I 024 6 I I

) AN AL

E GANI A I NAL3 C E (I E



IN E EC I N FIN I I NAL E EA CH)2
A EA FIN E E A E F C ED A HE

17 EC I I N E E E ENCE I E I H DA A
DEFIN I I AND AUDI DI I HA EA DA A DIC I NA
F E AND A E LANNING AN I I I A NE
EN E I E DA A A EH E 7 H GH HIGH
EE EQ FILLING ANGE AND EN NEED
F B INE INE UGENCE E ING EC EN L E
GN I ALDI LA E EL KINGA HE
EN IAL F4ABIEA C ECA D DA HB A D AND
ELAIED F A EA UCA I I ND E DE I E
C I I N E M E A D G E A E ILL A I I F ELF
E ING L

- E E M I N E H A D E E L A A N D A D B I N E
 I N E S S E N C E E I N G E E I F E I C E
 E I N G L) E E M H A M E I N I I I
 H A E E I N M A I N E A D E E L I N G B H E
 E L I N G I N E H A I N I M A L A G E F E I H E

- F M A N D A L B E A C I C E C H A
 A N D A D I E A I N D A A D I C I N A I E I H
 D E F I N I C M M I N L E D A C H E A L F I A
 C M M I N C O L L E G E E M

- I I D D A A B A E A N D L H A A I E A D A A B I E
 E N E E D E I N H I G H M A I N E N A N C E

■ C
 N E HA DA A AND DA A E ING ALGN I H
 END F A E EM

■ OLAN F AINING FC UEGE EM L EE AND HIGH
 EM L EE AIN FAC L AFF AND
 ADMINI A N HE A I DA ABA E AND
 L

■ LI A E AN A ECIA I N F AND DE I E
 ACCE AND E E EA CH AND DA A AC HE
 IN I I N





002 6 , &) 6 4)
&& 4)6 33 2 4



HARTNELL COLLEGE



9 2) 4) ,
3 4 2 5 4 5 2 3 () 2 3





%

- 31 , AINE CH EN)4 I EC



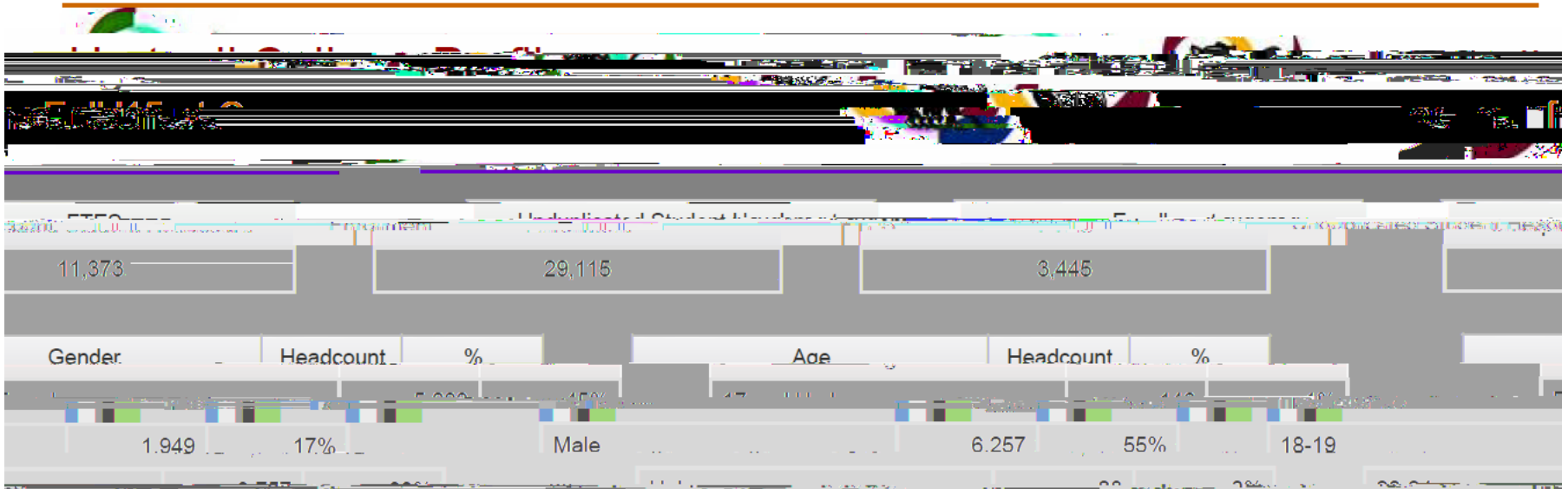
%

- (A NEEL A ABA E U C M IED
 - A A 6 A U DA I N & IED F IN 7 → E CEN %
 - 2E ME IC DE A MEN & IED E IC
- (A NELLO FIE
- H OE I ENCE
- N W MEN 3 CCE
- N W MEN 2E EN I N
- E DAU
- I C W NE E
- IG A I N F 2E ENDING 7 2E
 - C ME BA ED C N LING 3E ICE



%

- LE E ED
- 7 E ED
- ACHFIELD E I IING I A E H ID BE
E ED AND DERIVED I A





Select Values Below

Cohort Grade:
(Optional)

- A
- B
- C
- CR
- P

Enter Student ID's (optional):

**if individual students are entered, the start course, start term and cohort grade will be ignored for the cohort.*

Choices:

Select all Deselect all

Run Report



Course Modality (IN VETTING PROCESS)

Academic Year

2015-16

of Years to Complete

- XXI
- ABT
- ADU
- ADT
- AGR
- AHT
- AIT
- AINT
- AOD
- APP
- XMB

Select all Deselect all

Department

View Data Summary
Download Summary

Show demographic

Clear My Selections
Reset/Default



Discipline Analysis (IN VETTING PROCESS)

Enrolled at: * Census

First Day

Active

Years Back

Department View

- AAT
- ABT

Discipline(s):

- AAT
- ABT
- ...

Select all Deselect all

- # of Degrees/Certs
- # of Sections
- Avg. Class Size
- Contact Hours

Metrics:

- Enrollment
- Section Capacity

of Weeks

- ...
- ...



0326697

Keep this version

Academic Year: 2015-16

of Months Completed



Faculty COE

Academic Year: 2015-16

of Years to Compare: 3

Department: Department Code

Show More Data Run Report



4ABLE MBE F&EID E 2E

Report:	Count of Metric
Cohort Persistence	24
Discipline Report	16
Enrollment/Retention	3
Enrollment/Success	3
Hartnell Profile	14
Course Modality	18
Grand Total	78



Module	Count of Reports
DW	46
EIS	11



Valida	Table in EDW	Field Name	Validation	Validat	Validated	Validati	Validation Notes	Open Production (SQL) - Collared	Results set for	Open ODS (SQL)	Results set for ODS	Open EDW (SQL)	Results set for EDW	Match Results
--------	--------------	------------	------------	---------	-----------	----------	------------------	----------------------------------	-----------------	----------------	---------------------	----------------	---------------------	---------------



Validation Date Query ERW Results ERW Query OWS Results OWS Query Collgrad Results Collgrad # Table Notes

FROM
 SELECT COUNT(CI) AS TOTAL FROM(
 SELECT DISTINCT STUDENT_ID AS CI FROM
 SELECT COUNT(CI) AS TOTAL FROM(
 FROM ENROLLMENT_FACT AS EF

```

SELECT DISTINCT STC_PERSON_ID AS CI
FROM ENROLLMENT_FACT AS EF
WHERE ENROLL_TERM = '2018FA'
AND ENROLL_CURRENT_STAT = 'A'
AND ENROLL_KEY = 127
AND ACTIVE_ENROLL_COUNT = 1
GROUP BY STC_PERSON_ID
ORDER BY STC_PERSON_ID

```

27 NULL	WHERE ENROLL_TERM = '2018FA' AND ENROLL_CURRENT_STAT = 'A'	27 NULL	FROM ENROLLMENT_FACT AS EF	27 NULL	FROM ODS_STUDENT_ENROLLMENT JOIN ODS_PERSON_DIM - STC_PERSON_ID
GROUP BY STC_PERSON_ID WHERE TERM_KEY = 127 AND ACTIVE_ENROLL_COUNT = 1 - GROUP BY ID) AS T1 GROUP BY GENDER		WHERE GROUP BY STC_PERSON_ID, GENDER) AS T1 GROUP BY GENDER	GENDER FROM ENROLLMENT_FACT AS EF	031814, 0309002 GROUP BY STUDENT_ID, GENDER) AS T1 GROUP BY GENDER	






TABLE 7 PERCENTAGE FORMATION

	Percentage	Data Identification/ Selection/ Extraction	Data Transfer into EDW	Data Vetted	Data Element Dictionary (DED)	Data Reports	Total points	Weighted Percentage
	Weights	15%	40%	25%	10%	10%	100%	
Student	50%	15%	30%	10%	2%	7%	64%	32%
Financial Aid	15%							
HR	20%	12%	10%		0%	7%	29%	6%
Finance	15%							
Total	100%							38%

- LA GE G AINING HEID IN 3 ING
- 7 KH D ING HE EME E BA ED IN
DEMAND
- C ME & E
& AC L AND 3 AFF ILLBE FCIEIN IN HE ACCE
AND AGE F 7



- 31 , 4 AINING → 7 EEKL
- 24 EE ING → BI EEKL H
- 7 N LAN I I →

4ABIE

24 4EAM 2 IE

2E

IBIU IE

Team member	Role	Weekly	Duties
Min Hu	IT Programmer	2	MIS Data migration expertise
Abel R.	IT Programmer	2	EIS Data migration expertise
Al Grainger	IT Programmer	2	Applications, HS, MIS (Assessment, calendar, student programs, degrees)
Belen G.	Academic Affairs	1	Provide expertise for report development (sections)
Herbert C.	Academic Affairs	1	Provide expertise for report development (sections)
Layheng T.	Research Analyst	4	DED Development
Wade G.	Data Analyst	9	Report data vetting
Dave P.	VP of IT	2	Project Management, Subject matters expert, data guidance
Bala K.	IT Director	4	SQL ETL Expert content, Vetting reviewer, Data vetting
Natalia	IR Director	4	a. project management b. work with consultant c. gather and document operational definitions d. design data reports
Total		31	



- 4 EAM MEE M N HL
- 3EA CH AND I G E I NDE A
- 4 HA E AM INED E AM IE F M HE
CH L
- 4 I GA HE ING E I EMEN
- 0 CHA E F A E EM AND
- E EL INE IAL EM



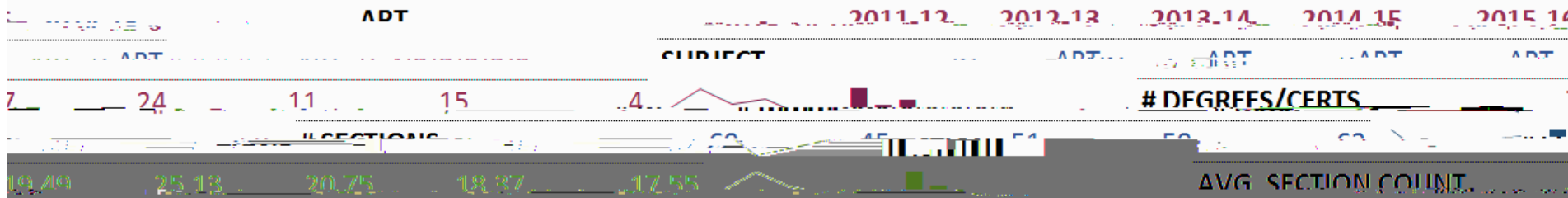
4ABLE

IGINAL 8 , E

N 4 E IC

Select a

discipline Select a Metric 2011-12 2012-13 2013-14 2014-15 2015-16 Sparkline Graph






DIFIED 2E

B IL BA ED N

CEL

Discipline Analysis (IN VETTING PROCESS)



- 7 IN LANC EN L EF MING
MAINTENANCE
- LEDGE AN FE F M C I LANC
INTERNAL AFF



- LEA ED HANDB K DERIVING E
AND MEMBE HI

- AL A E HANDB K AND MEMBE HI
ANN ALL



- AL E E C E A E D A L I G N I H A L L
 G A L I N H E D I I C A E G I C L A I

- E A E I E G A L E A C H A C A D E M I C E A







- 3E E AL L HA E BEEI CEA ED B E INGI
ING INGBEF E HE E CAN BE ELEA ED
- EA E C ME FDECI I N INGG AL ECRC
DA A
- 2ERNE L M E ACC A EL MEA E ECRC
C ME

